

# 3MM PowerGrip® Pitch Timing Belt Pulleys

## For 9MM Belts      Type CF and HF

Clear Anodized Aluminum Alloy

ALL DIMENSIONS IN INCHES													
Code Number	# of Teeth	Pulley Type	Pulley Pitch Diam	Pulley Diam	Flange Diam +/- .020"	Cap Diam +/- .015"	Overall Width +/- .010"	Face Width +/- .010"	Belt Width +/- .005"	Cap Width +/- .015"	Setscrew Location +/- .015"	Setscrew Size	Stock Bore Diam +/- .001/- .000"
16-3PG-09M	16	CF	.602	.572	.710	.710	.691	.453	.401	.238	.119	6-40**	1/8, 3/16
17-3PG-09M	17	CF	.639	.609	.740	.740	.691	.453	.401	.238	.119	6-40**	1/8, 3/16

ALL DIMENSIONS IN INCHES													
Code Number	# of Teeth	Pulley Type	Pulley Pitch Diam	Pulley Diam	Flange Diam +/- .020"	Hub Diam +/- .015"	Overall Width +/- .010"	Face Width +/- .010"	Belt Width +/- .005"	Hub Width +/- .015"	Setscrew Location +/- .015"	Setscrew Size	Stock Bore Diam +/- .001/- .000"
18-3PG-09M	18	HF	.677	.647	.790	.442	.821	.506	.401	.315	.158	4-40**	3/16
19-3PG-09M	19	HF	.714	.684	.827	.479	↓	↓	↓	↓	↓	4-40**	3/16
20-3PG-09M	20	HF	.752	.722	.895	.500	↓	↓	↓	↓	↓	4-40**	3/16
21-3PG-09M	21	HF	.790	.760	.895	.500	↓	↓	↓	↓	↓	4-40**	3/16
22-3PG-09M	22	HF	.827	.797	.945	.562	↓	↓	↓	↓	↓	4-40**	3/16
24-3PG-09M	24	HF	.902	.872	1.025	.625	↓	↓	↓	↓	↓	6-40**	1/4
25-3PG-09M	25	HF	.940	.910	.910	.625	↓	↓	↓	↓	↓	6-40**	1/4
26-3PG-09M	26	HF	.977	.947	1.105	.625	↓	↓	↓	↓	↓	6-40**	1/4
28-3PG-09M	28	HF	1.053	1.023	1.173	.701	↓	↓	↓	↓	↓	6-40**	1/4
30-3PG-09M	30	HF	1.128	1.098	1.250	.776	↓	↓	↓	↓	↓	8-32**	1/4
32-3PG-09M	32	HF	1.203	1.173	1.323	.851	↓	↓	↓	↓	↓	8-32**	1/4
34-3PG-09M	34	HF	1.278	1.248	1.398	.921	.833	.527	↓	.306	.153	8-32**	1/4
36-3PG-09M	36	HF	1.353	1.323	1.473	1.000	↓	↓	↓	↓	↓	8-32**	1/4
38-3PG-09M	38	HF	1.429	1.399	1.549	1.075	↓	↓	↓	↓	↓	8-32**	1/4
40-3PG-09M	40	HF	1.504	1.474	1.625	1.150	↓	↓	↓	↓	↓	8-32**	1/4
42-3PG-09M	42	HF	1.579	1.549	1.730	1.150	↓	↓	↓	↓	↓	8-32**	1/4
44-3PG-09M	44	HF	1.654	1.624	1.775	1.250	↓	↓	↓	↓	↓	8-32**	1/4
45-3PG-09M	45	HF	1.692	1.662	1.775	1.250	↓	↓	↓	↓	↓	8-32**	1/4

P/N Construction: (Code Number) (Bore Diameter) (Type)(Material Code)

<p><b>PULLEY DIAMETER TOLERANCES</b></p> <p>16 - 27 Teeth = +.002 / -.000</p> <p>28 - 45 Teeth = +.003 / -.000</p> <p>3PG Working Depth = .045"</p>	<p style="text-align: center;"><b>NOTES</b></p> <p>* One (1) setscrew furnished.</p> <p>** Two (2) setscrews furnished at 90 degrees.</p>
---	---

Ph: (217) 428-9043  
 Fx: (877) 1 FAX DSI



Email: info@DSIpulleys.com  
 Website: www.DSIpulleys.com

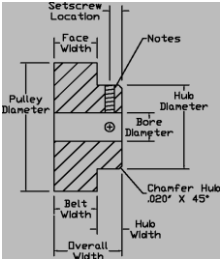
# 3MM PowerGrip® Pitch Timing Belt Pulleys

## For 9MM Belts    Type H

Clear Anodized Aluminum Alloy

### ALL DIMENSIONS IN INCHES

Code Number	# of Teeth	Type	Pulley Pitch Diam	Pulley Diam	Hub Diam	Overall Width	Face Width	Belt Width	Hub Width	Setscrew Location	Setscrew Size	Stock Bore Diam
					+/- .015"	+/- .010"	+/- .010"	+/- .010"	+/- .015"	+/- .015"	+ .001 / - .000"	
48-3PG-09M	48	H	1.805	1.775	1.250	.875	.500	.500	.375	.188	8-32**	5/16
50-3PG-09M	50	H	1.880	1.850	↓	↓	↓	↓	↓	↓	8-32**	5/16
56-3PG-09M	56	H	2.105	2.075	↓	↓	↓	↓	↓	↓	8-32**	5/16
60-3PG-09M	60	H	2.256	2.226	↓	↓	↓	↓	↓	↓	8-32**	5/16
62-3PG-09M	62	H	2.331	2.301	↓	↓	↓	↓	↓	↓	8-32**	5/16
68-3PG-09M	68	H	2.557	2.527	↓	↓	↓	↓	↓	↓	8-32**	5/16
72-3PG-09M	72	H	2.707	2.677	↓	↓	↓	↓	↓	↓	8-32**	5/16
74-3PG-09M	74	H	2.782	2.752	↓	↓	↓	↓	↓	↓	8-32**	5/16
80-3PG-09M	80	H	3.008	2.978	↓	↓	↓	↓	↓	↓	8-32**	5/16



Type H

P/N Construction: (Code Number) (Bore Diameter) (Type)(Material Code)

PULLEY DIAMETER TOLERANCES	NOTES
48 - 55 Teeth = +.003 / -.000	* One (1) setscrew furnished.
56 - 80 Teeth = +.004 / -.000	** Two (2) setscrews furnished at 90 degrees.
3PG Working Depth = .045"	

Ph: (217) 428-9043  
 Fx: (877) 1 FAX DSI

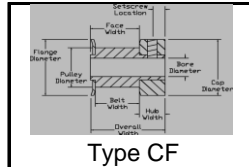


Email: info@DSIpulleys.com  
 Website: www.DSIpulleys.com

# 3MM PowerGrip® Pitch Timing Belt Pulleys

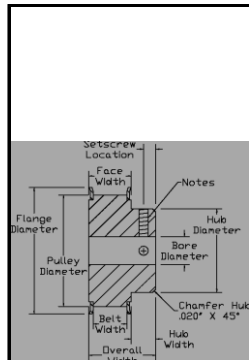
## For 15MM Belts Type CF and HF

Clear Anodized Aluminum Alloy



Type CF

ALL DIMENSIONS IN INCHES													
Code Number	# of Teeth	Pulley Type	Pulley Pitch Diam	Pulley Diam	Flange Diam +/- .020"	Cap Diam +/- .015"	Overall Width +/- .010"	Face Width +/- .010"	Belt Width +/- .005"	Cap Width +/- .015"	Setscrew Location +/- .015"	Setscrew Size	Stock Bore Diam +/- .001/- .000"
16-3PG-15M	16	CF	.602	.572	.710	.710	.927	.689	.637	.238	.119	6-40**	1/8, 3/16
17-3PG-15M	17	CF	.639	.609	.740	.740	.927	.689	.637	.238	.119	6-40**	1/8, 3/16



Type HF

ALL DIMENSIONS IN INCHES													
Code Number	# of Teeth	Pulley Type	Pulley Pitch Diam	Pulley Diam	Flange Diam +/- .020"	Hub Diam +/- .015"	Overall Width +/- .010"	Face Width +/- .010"	Belt Width +/- .005"	Hub Width +/- .015"	Setscrew Location +/- .015"	Setscrew Size	Stock Bore Diam +/- .001/- .000"
18-3PG-15M	18	HF	.677	.647	.790	.442	1.057	.742	.637	.315	.158	4-40**	3/16
19-3PG-15M	19	HF	.714	.684	.827	.479						4-40**	3/16
20-3PG-15M	20	HF	.752	.722	.895	.500						4-40**	3/16
21-3PG-15M	21	HF	.790	.760	.895	.500						4-40**	3/16
22-3PG-15M	22	HF	.827	.797	.945	.562						4-40**	3/16
24-3PG-15M	24	HF	.902	.872	1.025	.625						6-40**	1/4
25-3PG-15M	25	HF	.940	.910	.910	.625						6-40**	1/4
26-3PG-15M	26	HF	.977	.947	1.105	.625						6-40**	1/4
28-3PG-15M	28	HF	1.053	1.023	1.173	.701						6-40**	1/4
30-3PG-15M	30	HF	1.128	1.098	1.250	.776						8-32**	1/4
32-3PG-15M	32	HF	1.203	1.173	1.323	.851						8-32**	1/4
34-3PG-15M	34	HF	1.278	1.248	1.398	.921	1.069	.763		.306	.153	8-32**	1/4
36-3PG-15M	36	HF	1.353	1.323	1.473	1.000						8-32**	1/4
38-3PG-15M	38	HF	1.429	1.399	1.549	1.075						8-32**	1/4
40-3PG-15M	40	HF	1.504	1.474	1.625	1.150						8-32**	1/4
42-3PG-15M	42	HF	1.579	1.549	1.730	1.150						8-32**	1/4
44-3PG-15M	44	HF	1.654	1.624	1.775	1.250						8-32**	1/4
45-3PG-15M	45	HF	1.692	1.662	1.775	1.250						8-32**	1/4

P/N Construction: (Code Number) (Bore Diameter) (Type)(Material Code)

PULLEY DIAMETER TOLERANCES	NOTES
16 - 27 Teeth = +.002 / -.000	* One (1) setscrew furnished.
27 - 45 Teeth = +.003 / -.000	** Two (2) setscrews furnished at 90 degrees.
3PG Working Depth = .045"	

Ph: (217) 428-9043  
Fx: (877) 1 FAX DSI



Email: info@DSIpulleys.com  
Website: www.DSIpulleys.com

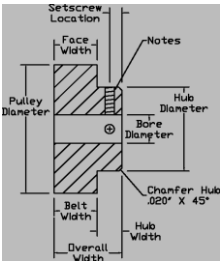
# 3MM PowerGrip® Pitch Timing Belt Pulleys

## For 15MM Belts Type H

Clear Anodized Aluminum Alloy

### ALL DIMENSIONS IN INCHES

Code Number	# of Teeth	Type	Pulley Pitch Diam	Pulley Diam	Hub Diam	Overall Width	Face Width	Belt Width	Hub Width	Setscrew Location	Setscrew Size	Stock Bore Diam
					+/- .015"	+/- .010"	+/- .010"	+/- .010"	+/- .015"	+/- .015"	+ .001 / - .000"	
48-3PG-09M	48	H	1.805	1.775	1.250	1.111	.736	.736	.375	.188	8-32**	5/16
50-3PG-09M	50	H	1.880	1.850	↓	↓	↓	↓	↓	↓	8-32**	5/16
56-3PG-09M	56	H	2.105	2.075	↓	↓	↓	↓	↓	↓	8-32**	5/16
60-3PG-09M	60	H	2.256	2.226	↓	↓	↓	↓	↓	↓	8-32**	5/16
62-3PG-09M	62	H	2.331	2.301	↓	↓	↓	↓	↓	↓	8-32**	5/16
68-3PG-09M	68	H	2.557	2.527	↓	↓	↓	↓	↓	↓	8-32**	5/16
72-3PG-09M	72	H	2.707	2.677	↓	↓	↓	↓	↓	↓	8-32**	5/16
74-3PG-09M	74	H	2.782	2.752	↓	↓	↓	↓	↓	↓	8-32**	5/16
80-3PG-09M	80	H	3.008	2.978	↓	↓	↓	↓	↓	↓	8-32**	5/16



Type H

P/N Construction: (Code Number) (Bore Diameter) (Type)(Material Code)

PULLEY DIAMETER TOLERANCES	NOTES
48 - 55 Teeth = +.003 / -.000	* One (1) setscrew furnished.
56 - 80 Teeth = +.004 / -.000	** Two (2) setscrews furnished at 90 degrees.
3PG Working Depth = .045"	

Ph: (217) 428-9043  
 Fx: (877) 1 FAX DSI



Email: info@DSIpulleys.com  
 Website: www.DSIpulleys.com