

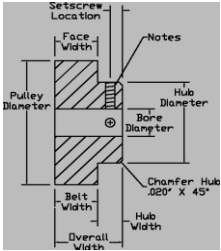
# 5MM HTD® Pitch Timing Belt Pulleys

## For 9MM Belts Type H and HW

Clear Anodized Aluminum Alloy

### ALL DIMENSIONS IN INCHES

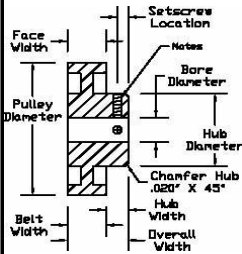
Code Number	# of Teeth	Type	Pulley Pitch Diam	Pulley Diam	Hub Diam +/- .015"	Overall Width +/- .010"	Face Width +/- .010"	Belt Width +/- .010"	Hub Width +/- .015"	Setscrew Location +/- .015"	Setscrew Size	Stock Bore Diam +.001/- .000"
12-5HTD-09M	12	H	.752	.707	.437	.796	.546	.546	.250	.125	8-32**	1/4
13-5HTD-09M	13	H	.815	.770	.500						8-32**	1/4
14-5HTD-09M	14	H	.877	.832	.500						8-32**	1/4
15-5HTD-09M	15	H	.940	.895	.562						8-32**	1/4
16-5HTD-09M	16	H	1.003	.958	.562						8-32**	1/4
17-5HTD-09M	17	H	1.065	1.020	.625						8-32**	1/4
18-5HTD-09M	18	H	1.128	1.083	.687						8-32**	1/4
19-5HTD-09M	19	H	1.191	1.146	.750						8-32**	1/4
20-5HTD-09M	20	H	1.253	1.208	.812						8-32**	1/4
22-5HTD-09M	22	H	1.379	1.334	.937						8-32**	1/4
24-5HTD-09M	24	H	1.504	1.459	1.000	.859			.313	.157	8-32**	1/4
25-5HTD-09M	25	H	1.566	1.521	1.000						8-32**	1/4
26-5HTD-09M	26	H	1.629	1.584	1.062						8-32**	1/4
28-5HTD-09M	28	H	1.754	1.709	1.187						8-32**	1/4
30-5HTD-09M	30	H	1.880	1.835	1.187						8-32**	1/4
32-5HTD-09M	32	H	2.005	1.960	1.250						8-32**	1/4
34-5HTD-09M	34	H	2.130	2.085	1.375						8-32**	1/4
36-5HTD-09M	36	H	2.256	2.211	1.500	.937			.391	.196	8-32**	5/16
38-5HTD-09M	38	H	2.381	2.336	1.500	.937			.391	.196	8-32**	5/16
40-5HTD-09M	40	H	2.506	2.461	1.500	.937			.391	.196	8-32**	5/16



Type H

### ALL DIMENSIONS IN INCHES

Code Number	# of Teeth	Type	Pulley Pitch Diam	Pulley Diam	Hub Diam +/- .015"	Overall Width +/- .010"	Face Width +/- .010"	Belt Width +/- .010"	Hub Width +/- .015"	Setscrew Location +/- .015"	Setscrew Size	Stock Bore Diam +.001/- .000"
44-5HTD-09M	44	HW	2.757	2.712	1.500	.937	.546	.546	.391	.196	8-32**	5/16
48-5HTD-09M	48	HW	3.008	2.963							10-32**	3/8
50-5HTD-09M	50	HW	3.133	3.088							10-32**	3/8
56-5HTD-09M	56	HW	3.509	3.464							10-32**	3/8
60-5HTD-09M	60	HW	3.760	3.715							10-32**	3/8
62-5HTD-09M	62	HW	3.885	3.840							10-32**	3/8
72-5HTD-09M	72	HW	4.511	4.466							10-32**	3/8



Type HW

P/N Construction: (Code Number) (Bore Diameter) (Type)(Material Code)

PULLEY DIAMETER TOLERANCES	NOTES
12 - 16 Teeth = +.002 / -.000	* One (1) setscrew furnished.
17 - 32 Teeth = +.003 / -.000	** Two (2) setscrews furnished at 90 degrees.
33 - 64 Teeth = +.004 / -.000	
65 - 72 Teeth = +.005 / -.000	
5HTD Working Depth = .082"	

Ph: (217) 428-9043  
 Fx: (877) I FAX DSI



Email: info@DSIpulleys.com  
 Website: www.DSIpulleys.com

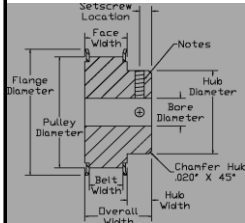
# 5MM HTD® Pitch Timing Belt Pulleys

## For 9MM Belts      Type HF

Clear Anodized Aluminum Alloy

### ALL DIMENSIONS IN INCHES

Code Number	# of Teeth	Pulley Type	Pulley Pitch Diam	Pulley Diam	Flange Diam +/- .020"	Hub Diam +/- .015"	Overall Width +/- .010"	Face Width +/- .010"	Belt Width +/- .005"	Hub Width +/- .015"	Setscrew Location +/- .015"	Setscrew Size	Stock Bore Diam +.001/- .000"
12-5HTD-09M	12	HF	.752	.707	.875	.437	.790	.506	.416	.284	.142	8-32*	1/4
13-5HTD-09M	13	HF	.815	.770	.938	.500						8-32*	1/4
14-5HTD-09M	14	HF	.877	.832	1.000	.500						8-32**	1/4
15-5HTD-09M	15	HF	.940	.895	1.063	.562						8-32**	1/4
16-5HTD-09M	16	HF	1.003	.958	1.094	.625						8-32**	1/4
17-5HTD-09M	17	HF	1.065	1.020	1.188	.625						8-32**	1/4
18-5HTD-09M	18	HF	1.128	1.083	1.250	.687						8-32**	1/4
19-5HTD-09M	19	HF	1.191	1.146	1.938	.750						8-32**	1/4
20-5HTD-09M	20	HF	1.253	1.208	1.375	.812						8-32**	1/4
22-5HTD-09M	22	HF	1.379	1.334	1.500	.937						8-32**	1/4
24-5HTD-09M	24	HF	1.504	1.459	1.625	1.000	.852			.346	.173	8-32**	1/4
25-5HTD-09M	25	HF	1.566	1.521	1.688	1.000						8-32**	1/4
26-5HTD-09M	26	HF	1.629	1.584	1.750	1.062						8-32**	1/4
28-5HTD-09M	28	HF	1.754	1.709	1.875	1.187						8-32**	1/4
30-5HTD-09M	30	HF	1.880	1.835	2.000	1.187		.540		.312	.156	8-32**	1/4
32-5HTD-09M	32	HF	2.005	1.960	2.125	1.250		.540		.312	.156	8-32**	1/4
34-5HTD-09M	34	HF	2.130	2.085	2.250	1.375		.540		.312	.156	8-32**	1/4



Type HF

P/N Construction: (Code Number) (Bore Diameter) (Type)(Material Code)

PULLEY DIAMETER TOLERANCES	NOTES
12 - 16 Teeth = +.002 / -.000	* One (1) setscrew furnished.
17 - 32 Teeth = +.003 / -.000	** Two (2) setscrews furnished at 90 degrees.
33 - 34 Teeth = +.004 / -.000	
5HTD Working Depth = .082"	

Ph: (217) 428-9043  
Fx: (877) 1 FAX DSI



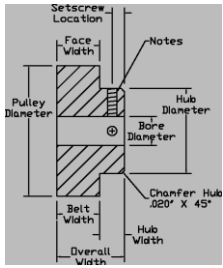
Email: info@DSIpulleys.com  
Website: www.DSIpulleys.com

# 5MM HTD® Pitch Timing Belt Pulleys For 15MM Belts Type H and HW

Clear Anodized Aluminum Alloy

## ALL DIMENSIONS IN INCHES

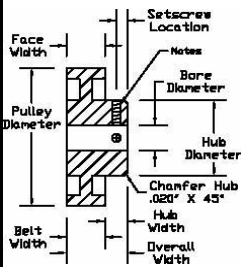
Code Number	# of Teeth	Type	Pulley Pitch Diam	Pulley Diam	Hub Diam +/- .015"	Overall Width +/- .010"	Face Width +/- .010"	Belt Width +/- .010"	Hub Width +/- .015"	Setscrew Location +/- .015"	Setscrew Size	Stock Bore Diam +.001/- .000"
12-5HTD-15M	12	H	.752	.707	.437	1.032	.781	.781	.251	.125	8-32**	1/4
13-5HTD-15M	13	H	.815	.770	.500						8-32**	1/4
14-5HTD-15M	14	H	.877	.832	.500						8-32**	1/4
15-5HTD-15M	15	H	.940	.895	.562						8-32**	1/4
16-5HTD-15M	16	H	1.003	.958	.562						8-32**	1/4
17-5HTD-15M	17	H	1.065	1.020	.625						8-32**	1/4
18-5HTD-15M	18	H	1.128	1.083	.687						8-32**	1/4
19-5HTD-15M	19	H	1.191	1.146	.750						8-32**	1/4
20-5HTD-15M	20	H	1.253	1.208	.812						8-32**	1/4
22-5HTD-15M	22	H	1.379	1.334	.937						8-32**	1/4
24-5HTD-15M	24	H	1.504	1.459	1.000	1.093			.312	.156	8-32**	1/4
25-5HTD-15M	25	H	1.566	1.521	1.000						8-32**	1/4
26-5HTD-15M	26	H	1.629	1.584	1.062						8-32**	1/4
28-5HTD-15M	28	H	1.754	1.709	1.187						8-32**	1/4
30-5HTD-15M	30	H	1.880	1.835	1.187						8-32**	1/4
32-5HTD-15M	32	H	2.005	1.960	1.250						8-32**	1/4
34-5HTD-15M	34	H	2.130	2.085	1.375						8-32**	1/4
36-5HTD-15M	36	H	2.256	2.211	1.500	1.187			.406	.203	8-32**	5/16
38-5HTD-15M	38	H	2.381	2.336	1.500	1.187			.406	.203	8-32**	5/16
40-5HTD-15M	40	H	2.506	2.461	1.500	1.187			.406	.203	8-32**	5/16



Type H

## ALL DIMENSIONS IN INCHES

Code Number	# of Teeth	Type	Pulley Pitch Diam	Pulley Diam	Hub Diam +/- .015"	Overall Width +/- .010"	Face Width +/- .010"	Belt Width +/- .010"	Hub Width +/- .015"	Setscrew Location +/- .015"	Setscrew Size	Stock Bore Diam +.001/- .000"
44-5HTD-15M	44	HW	2.757	2.712	1.500	1.187	.781	.781	.406	.203	8-32**	5/16
48-5HTD-15M	48	HW	3.008	2.963							10-32**	3/8
50-5HTD-15M	50	HW	3.133	3.088							10-32**	3/8
56-5HTD-15M	56	HW	3.509	3.464							10-32**	3/8
60-5HTD-15M	60	HW	3.760	3.715							10-32**	3/8
62-5HTD-15M	62	HW	3.885	3.840							10-32**	3/8
72-5HTD-15M	72	HW	4.511	4.466							10-32**	3/8



Type HW

P/N Construction: (Code Number) (Bore Diameter) (Type)(Material Code)

PULLEY DIAMETER TOLERANCES	NOTES
12 - 16 Teeth = +.002 / -.000	* One (1) setscrew furnished.
17 - 32 Teeth = +.003 / -.000	** Two (2) setscrews furnished at 90 degrees.
33 - 64 Teeth = +.004 / -.000	
65 - 72 Teeth = +.005 / -.000	
5HTD Working Depth = .082"	

Ph: (217) 428-9043  
Fx: (877) 1 FAX DSI



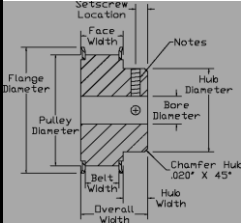
Email: info@DSIpulleys.com  
Website: www.DSIpulleys.com

# 5MM HTD® Pitch Timing Belt Pulleys

## For 15MM Belts      Type HF

Clear Anodized Aluminum Alloy

ALL DIMENSIONS IN INCHES													
Code Number	# of Teeth	Pulley Type	Pulley Pitch Diam	Pulley Diam	Flange Diam +/- .020"	Hub Diam +/- .015"	Overall Width +/- .010"	Face Width +/- .010"	Belt Width +/- .005"	Hub Width +/- .015"	Setscrew Location +/- .015"	Setscrew Size	Stock Bore Diam +.001/- .000"
12-5HTD-15M	12	HF	.752	.707	.875	.437	1.025	.775	.656	.250	.125	8-32*	1/4
13-5HTD-15M	13	HF	.815	.770	.938	.500						8-32*	1/4
14-5HTD-15M	14	HF	.877	.832	1.000	.500						8-32**	1/4
15-5HTD-15M	15	HF	.940	.895	1.063	.562						8-32**	1/4
16-5HTD-15M	16	HF	1.003	.958	1.094	.625						8-32**	1/4
17-5HTD-15M	17	HF	1.065	1.020	1.188	.625						8-32**	1/4
18-5HTD-15M	18	HF	1.128	1.083	1.250	.687						8-32**	1/4
19-5HTD-15M	19	HF	1.191	1.146	1.938	.750						8-32**	1/4
20-5HTD-15M	20	HF	1.253	1.208	1.375	.812						8-32**	1/4
22-5HTD-15M	22	HF	1.379	1.334	1.500	.937						8-32**	1/4
24-5HTD-15M	24	HF	1.504	1.459	1.625	1.000	1.087			.312	.156	8-32**	1/4
25-5HTD-15M	25	HF	1.566	1.521	1.688	1.000						8-32**	1/4
26-5HTD-15M	26	HF	1.629	1.584	1.750	1.062						8-32**	1/4
28-5HTD-15M	28	HF	1.754	1.709	1.875	1.187						8-32**	1/4
30-5HTD-15M	30	HF	1.880	1.835	2.000	1.187						8-32**	1/4
32-5HTD-15M	32	HF	2.005	1.960	2.125	1.250						8-32**	1/4
34-5HTD-15M	34	HF	2.130	2.085	2.250	1.375						8-32**	1/4



Type HF

P/N Construction: (Code Number) (Bore Diameter) (Type)(Material Code)

<p style="text-align: center;"><b>PULLEY DIAMETER TOLERANCES</b></p> <p>12 - 16 Teeth = +.002 / -.000          17 - 32 Teeth = +.003 / -.000          33 - 34 Teeth = +.004 / -.000          5HTD Working Depth = .082"</p>	<p style="text-align: center;"><b>NOTES</b></p> <p>* One (1) setscrew furnished.          ** Two (2) setscrews furnished at 90 degrees.</p>
---	---

Ph: (217) 428-9043  
 Fx: (877) 1 FAX DSI



Email: info@DSIpulleys.com  
 Website: www.DSIpulleys.com