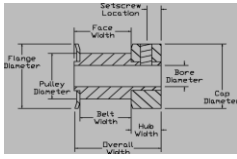


MXL (.080") Pitch Timing Belt Pulleys For 3/8" Belts Type CF, HF and H

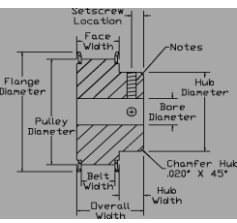
(Gold or Clear) Anodized Aluminum Alloy

ALL DIMENSIONS IN INCHES													
Code Number	# of Teeth	Pulley Type	Pulley Pitch Diam	Pulley Diam	Flange Diam +/- .020"	Cap Diam +/- .015"	Overall Width +/- .010"	Face Width +/- .010"	Belt Width +/- .005"	Cap Width +/- .015"	Setscrew Location +/- .015"	Setscrew Size	Stock Bore Diam +/- .001/- .000"
10-MXL-037	10	CF	.255	.235	.425	.425	.690	.455	.410	.235	.118	4-40*	1/8
11-MXL-037	11	CF	.280	.260	.450	.450	↓	↓	↓	↓	↓	4-40*	1/8
12-MXL-037	12	CF	.306	.286	.480	.480	↓	↓	↓	↓	↓	4-40*	1/8
14-MXL-037	14	CF	.357	.337	.530	.530	↓	↓	↓	↓	↓	4-40*	1/8
15-MXL-037	15	CF	.382	.362	.555	.555	↓	↓	↓	↓	↓	6-40*	3/16
16-MXL-037	16	CF	.407	.387	.580	.580	↓	↓	↓	↓	↓	6-40*	3/16
18-MXL-037	18	CF	.458	.438	.635	.635	↓	.462	↓	.228	.114	6-40**	1/4
20-MXL-037	20	CF	.509	.489	.685	.685	↓	↓	↓	↓	↓	6-40**	1/4
21-MXL-037	21	CF	.535	.515	.710	.710	↓	↓	↓	↓	↓	6-40**	1/4
22-MXL-037	22	CF	.560	.540	.740	.740	↓	↓	↓	↓	↓	6-40**	1/4



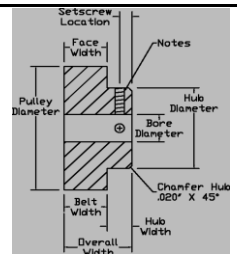
Type CF

ALL DIMENSIONS IN INCHES													
Code Number	# of Teeth	Pulley Type	Pulley Pitch Diam	Pulley Diam	Flange Diam +/- .020"	Hub Diam +/- .015"	Overall Width +/- .010"	Face Width +/- .010"	Belt Width +/- .005"	Hub Width +/- .015"	Setscrew Location +/- .015"	Setscrew Size	Stock Bore Diam +/- .001/- .000"
18-MXL-037	18	HF	.458	.438	.635	.312	.750	.514	.410	.340	.170	6-40**	3/16
20-MXL-037	20	HF	.509	.489	.685	.364	↓	↓	↓	↓	↓	6-40**	3/16
21-MXL-037	21	HF	.535	.515	.710	.390	↓	↓	↓	↓	↓	6-40**	3/16
22-MXL-037	22	HF	.560	.540	.740	.390	↓	↓	↓	↓	↓	6-40**	3/16
24-MXL-037	24	HF	.611	.591	.790	.442	.812	↓	↓	.402	.201	6-40**	1/4
28-MXL-037	28	HF	.713	.693	.895	.494	↓	↓	↓	↓	↓	6-40**	1/4
30-MXL-037	30	HF	.764	.744	.945	.546	↓	↓	↓	↓	↓	8-32**	1/4
32-MXL-037	32	HF	.815	.795	1.000	.598	↓	↓	↓	↓	↓	8-32**	1/4
36-MXL-037	36	HF	.917	.897	1.105	.676	↓	↓	↓	↓	↓	8-32**	1/4
40-MXL-037	40	HF	1.019	.999	1.210	.754	.843	.530	↓	.313	.157	8-32**	1/4
42-MXL-037	42	HF	1.070	1.050	1.260	.806	↓	↓	↓	↓	↓	8-32**	1/4
44-MXL-037	44	HF	1.120	1.100	1.315	.858	↓	↓	↓	↓	↓	8-32**	1/4
48-MXL-037	48	HF	1.222	1.202	1.420	.936	↓	↓	↓	↓	↓	8-32**	1/4
60-MXL-037	60	HF	1.528	1.508	1.730	1.222	↓	↓	↓	↓	↓	8-32**	1/4



Type HF

ALL DIMENSIONS IN INCHES													
Code Number	# of Teeth	Pulley Type	Pulley Pitch Diam	Pulley Diam	Hub Diam +/- .015"	Overall Width +/- .010"	Face Width +/- .010"	Belt Width +/- .010"	Hub Width +/- .015"	Setscrew Location +/- .015"	Setscrew Size	Stock Bore Diam +/- .001/- .000"	
60-MXL-037	60	H	1.528	1.508	1.148	.875	.500	.500	.375	.188	8-32**	1/4	
72-MXL-037	72	H	1.833	1.813	1.195	↓	↓	↓	↓	↓	8-32**	1/4	
80-MXL-037	80	H	2.037	2.017	1.500	↓	↓	↓	↓	↓	8-32**	5/16	
90-MXL-037	90	H	2.292	2.272	1.500	↓	↓	↓	↓	↓	8-32**	5/16	
100-MXL-037	100	H	2.546	2.526	1.500	↓	↓	↓	↓	↓	8-32**	5/16	
120-MXL-037	120	H	3.056	3.036	1.500	↓	↓	↓	↓	↓	10-32**	3/8	



Type H

P/N Construction: (Code Number) (Bore Diameter) (Type)(Material Code)

PULLEY DIAMETER TOLERANCES	NOTES
10 - 40 Teeth = +.002 / -.000	* One (1) setscrew furnished.
41 - 75 Teeth = +.003 / -.000	** Two (2) setscrews furnished at 90 degrees.
76 - 120 Teeth = +.004 / -.000	
MXL Working Depth = .026"	

Ph: (217) 428-9043
Fx: (877) I FAX DSI



Email: info@DSIpulleys.com
Website: www.DSIpulleys.com