

LET US HELP YOU GET TO KNOW OUR PRODUCT (Con't)

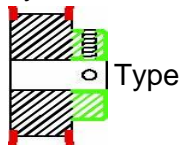
Knowing the components and features of a timing belt pulley will make it easier to understand the types of pulleys offered by DSI. The type of pulley used is designated in the part number. There are six (6) basic types of timing pulleys, which are:

TIMING PULLEY TYPES

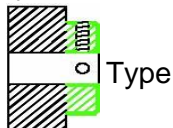
CF - Pulley includes a **cap** (in **blue**) and a **flange** (in **red**).



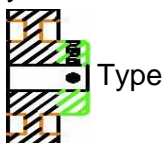
HF - Pulley includes a **hub** (in **green**) and two **flanges** (in **red**).



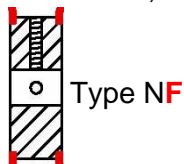
H - Pulley includes a **hub** (in **green**).



WH - Pulley includes a **web** (in **orange**) and a **hub** (in **green**).



NF - Pulley has no hub, but includes two **flanges** (in **red**).



N - Pulley has no hub or flanges.

