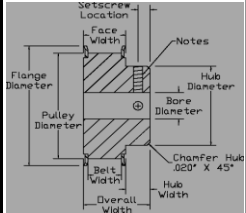


XL (.200") Pitch Timing Belt Pulleys For 1/4" Belts Type HF

Clear Anodized Aluminum Alloy

ALL DIMENSIONS IN INCHES

Code Number	# of Teeth	Type	Pulley Pitch Diam	Pulley Diam	Flange Diam +/- .020"	Hub Diam +/- .015"	Overall Width +/- .010"	Face Width +/- .010"	Belt Width +/- .005"	Hub Width +/- .015"	Setscrew Location +/- .015"	Setscrew Size	Stock Bore Diam +/- .001/- .000"
10-XL-025	10	HF	.637	.617		.375	.688	.437	.312	.251	.126	6-40*	3/16
11-XL-025	11	HF	.700	.680		.438						8-32*	3/16, 1/4***
12-XL-025	12	HF	.764	.744		.500						8-32**	3/16, 1/4***
13-XL-025	13	HF	.828	.808		.563						8-32**	1/4
14-XL-025	14	HF	.891	.871		.563						8-32**	1/4, 5/16
15-XL-025	15	HF	.955	.935		.625						8-32**	1/4, 5/16
16-XL-025	16	HF	1.019	.999		.688						8-32**	1/4, 5/16
18-XL-025	18	HF	1.146	1.126		.813						8-32**	1/4, 5/16
20-XL-025	20	HF	1.273	1.253		.938	.750					8-32**	1/4, 5/16
21-XL-025	21	HF	1.337	1.317		1.000						8-32**	1/4, 5/16
22-XL-025	22	HF	1.401	1.381		1.000						10-32**	1/4, 3/8***
24-XL-025	24	HF	1.528	1.508		1.063	.781					8-32**	1/4, 3/8***
26-XL-025	26	HF	1.655	1.635		1.188						10-32**	1/4, 5/16, 3/8***
28-XL-025	28	HF	1.783	1.763		1.188						10-32**	1/4, 3/8***
30-XL-025	30	HF	1.910	1.890		1.313						10-32**	1/4, 3/8***



Type HF

P/N Construction: (Code Number) (Bore Diameter) (Type)(Material Code)

PULLEY DIAMETER TOLERANCES	NOTES
10 - 16 Teeth = +.002 / -.000	* One (1) setscrew furnished.
17 - 31 Teeth = +.003 / -.000	** Two (2) setscrews furnished at 90 degrees.
32 - 62 Teeth = +.004 / -.000	*** - Pulley with 3/16" bore uses one (1) 6-40 UNF setscrew.
63 - 72 Teeth = +.005 / -.000	- Pulley with 1/4" AND 5/16" bore uses two (2) 8-32
XL Working Depth = .056"	UNC setscrews.

Ph: (217) 428-9043
Fx: (877) 1 FAX DSI



Email: info@DSIpulley.com
Website: www.DSIpulley.com

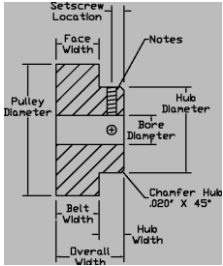
XL (.200") Pitch Timing Belt Pulleys

For 3/8" Belts Type H

Clear Anodized Aluminum Alloy

ALL DIMENSIONS IN INCHES

Code Number	# of Teeth	Type	Pulley Pitch Diam	Pulley Diam	Flange Diam +/- .020"	Hub Diam +/- .015"	Overall Width +/- .010"	Face Width +/- .010"	Belt Width +/- .010"	Hub Width +/- .015"	Setscrew Location +/- .015"	Setscrew Size	Stock Bore Diam +/- .001/- .000"
10-XL-037	10	H	.637	.617		.438	.813	.563	.563	.250	.125	8-32*	3/16, 1/4***
11-XL-037	11	H	.700	.680		.500						8-32*	3/16, 1/4***
12-XL-037	12	H	.764	.744		.563						6-40**	3/16
14-XL-037	14	H	.891	.871		.625						8-32**	1/4, 5/16
15-XL-037	15	H	.955	.935		.688	.875			.312	.156	8-32**	1/4, 5/16, 3/8
16-XL-037	16	H	1.019	.999		.750						8-32**	1/4, 5/16
17-XL-037	17	H	1.082	1.062		.813						8-32**	1/4
18-XL-037	18	H	1.146	1.126		.875						8-32**	1/4, 5/16, 3/8
19-XL-037	19	H	1.210	1.190		.875						8-32**	1/4
20-XL-037	20	H	1.273	1.253		.938	.938			.375	.188	10-32**	1/4, 5/16, 3/8***
21-XL-037	21	H	1.337	1.317		1.000						8-32**	1/4
22-XL-037	22	H	1.401	1.381		1.063						10-32**	1/4, 5/16, 3/8***
23-XL-037	23	H	1.464	1.444		1.125						10-32**	1/4, 3/8***
24-XL-037	24	H	1.528	1.508		1.188						10-32**	1/4, 5/16, 3/8***
25-XL-037	25	H	1.592	1.572		1.250						10-32**	1/4, 5/16, 3/8***
27-XL-037	27	H	1.719	1.699		1.250						8-32**	5/16
28-XL-037	28	H	1.783	1.763		1.250						10-32**	1/4, 5/16, 3/8***
29-XL-037	29	H	1.846	1.826		1.313						8-32**	5/16
30-XL-037	30	H	1.910	1.890		1.375						10-32**	1/4, 5/16, 3/8***
32-XL-037	32	H	2.037	2.017		1.500	1.000			.437	.219	1/4-20**	5/16, 3/8, 1/2***
36-XL-037	36	H	2.292	2.272		1.500	1.000			.437	.219	1/4-20**	5/16, 3/8, 1/2***



Type H

P/N Construction: (Code Number) (Bore Diameter) (Type)(Material Code)

PULLEY DIAMETER TOLERANCES	NOTES
10 - 16 Teeth = +.002 / -.000	* One (1) setscrew furnished.
17 - 31 Teeth = +.003 / -.000	** Two (2) setscrews furnished at 90 degrees.
32 - 36 Teeth = +.004 / -.000	*** - Pulley with 3/16" bore uses one (1) 6-40 UNF setscrew.
	- Pulley with 1/4" AND 5/16" bore uses two (2) 8-32 UNC setscrews.
	- Pulley with 3/8" bore uses two (2) 10-32 UNC setscrews.
XL Working Depth = .056"	

Ph: (217) 428-9043
 Fx: (877) 1 FAX DSI



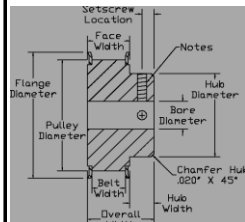
Email: info@DSIpulleys.com
 Website: www.DSIpulleys.com

XL (.200") Pitch Timing Belt Pulleys For 3/8" Belts Type HF and HW

Clear Anodized Aluminum Alloy

ALL DIMENSIONS IN INCHES

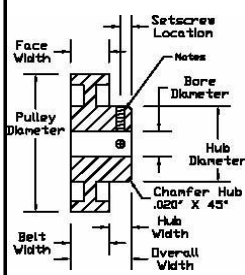
Code Number	# of Teeth	Type	Pulley Pitch Diam	Pulley Diam	Flange Diam +/- .020"	Hub Diam +/- .015"	Overall Width +/- .010"	Face Width +/- .010"	Belt Width +/- .005"	Hub Width +/- .015"	Setscrew Location +/- .015"	Setscrew Size	Stock Bore Diam +.001/- .000"
10-XL-037	10	HF	.637	.617	.875	.438	.813	.563	.438	.250	.125	6-40*	3/16, 1/4
11-XL-037	11	HF	.700	.680	.938	.500						8-32**	3/16, 1/4***
12-XL-037	12	HF	.764	.744	1.000	.500						8-32**	3/16, 1/4, 5/16***
13-XL-037	13	HF	.828	.808	1.063	.563						8-32**	1/4
14-XL-037	14	HF	.891	.871	1.094	.563						8-32**	1/4, 5/16
15-XL-037	15	HF	.955	.935	1.188	.625						8-32**	1/4, 5/16
16-XL-037	16	HF	1.019	.999	1.250	.688						8-32**	1/4, 5/16, 3/8
17-XL-037	17	HF	1.082	1.062	1.313	.750						8-32**	1/4
18-XL-037	18	HF	1.146	1.126	1.375	.813						8-32**	1/4, 5/16, 3/8, 1/2
19-XL-037	19	HF	1.210	1.190	1.438	.875						8-32**	1/4
20-XL-037	20	HF	1.273	1.253	1.500	.938	.875					10-32**	1/4, 5/16, 3/8, 1/2***
21-XL-037	21	HF	1.337	1.317	1.563	1.000						8-32**	1/4, 5/16, 3/8
22-XL-037	22	HF	1.401	1.381	1.625	1.000						10-32**	1/4, 5/16, 3/8***
23-XL-037	23	HF	1.464	1.444	1.688	1.063						10-32**	1/4
24-XL-037	24	HF	1.528	1.508	1.750	1.063	.906					10-32**	1/4, 5/16, 3/8, 1/2***
25-XL-037	25	HF	1.592	1.572	1.813	1.094						10-32**	1/4, 3/8***
26-XL-037	26	HF	1.655	1.635	1.875	1.188						10-32**	1/4, 3/8***
28-XL-037	28	HF	1.783	1.763	2.000	1.188						10-32**	1/4, 5/16, 3/8***
30-XL-037	30	HF	1.910	1.890	2.125	1.313						10-32**	1/4, 5/16, 3/8, 1/2***
32-XL-037	32	HF	2.037	2.017	2.250	1.438						10-32**	5/16, 3/8***



Type HF

ALL DIMENSIONS IN INCHES

Code Number	# of Teeth	Type	Pulley Pitch Diam	Pulley Diam	Flange Diam +/- .020"	Hub Diam +/- .015"	Overall Width +/- .010"	Face Width +/- .010"	Belt Width +/- .010"	Hub Width +/- .015"	Setscrew Location +/- .015"	Setscrew Size	Stock Bore Diam +.001/- .000"
40-XL-037	40	HW	2.546	2.526		1.500	1.000	.563	.563	.437	.218	1/4-20**	5/16, 3/8, 1/2
42-XL-037	42	HW	2.674	2.654								1/4-20**	5/16, 3/8, 1/2
44-XL-037	44	HW	2.801	2.781								1/4-20**	5/16, 3/8, 1/2
45-XL-037	45	HW	2.865	2.845								1/4-20**	5/16, 3/8, 1/2
48-XL-037	48	HW	3.056	3.036								1/4-20**	5/16, 3/8, 1/2
50-XL-037	50	HW	3.183	3.163								1/4-20**	5/16, 3/8, 1/2
60-XL-037	60	HW	3.820	3.800								1/4-20**	3/8, 1/2
72-XL-037	72	HW	4.584	4.564								1/4-20**	3/8, 1/2



Type HW

P/N Construction: (Code Number) (Bore Diameter) (Type)(Material Code)

PULLEY DIAMETER TOLERANCES	NOTES
10 - 16 Teeth = +.002 / -.000	* One (1) setscrew furnished.
17 - 31 Teeth = +.003 / -.000	** Two (2) setscrews furnished at 90 degrees.
32 - 62 Teeth = +.004 / -.000	*** - Pulley with 3/16" bore uses one (1) 6-40 UNF setscrew.
63 - 72 Teeth = +.005 / -.000	- Pulley with 1/4" AND 5/16" bore uses two (2) 8-32 UNC setscrews.
XL Working Depth = .056"	- Pulley with 3/8" bore uses two (2) 10-32 UNC setscrews.

Ph: (217) 428-9043
Fx: (877) 1 FAX DSI



Email: info@DSIpulleys.com
Website: www.DSIpulleys.com