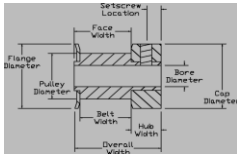


XXL (.0816") Pitch Timing Belt Pulleys

For 3/16" Belts Type CF and HF

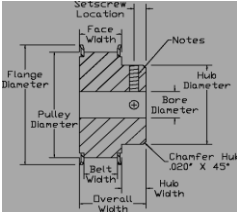
Clear Anodized Aluminum Alloy

ALL DIMENSIONS IN INCHES													
Code Number	# of Teeth	Type	Pulley Pitch Diam	Pulley Diam	Flange Diam +/- .020"	Cap Diam +/- .015"	Overall Width +/- .010"	Face Width +/- .010"	Belt Width +/- .005"	Cap Width +/- .015"	Setscrew Location +/- .015"	Setscrew Size	Stock Bore Diam +/- .001/- .000"
10-XXL-018	10	CF	.260	.246	.425	.425	.500	.265	.220	.235	.118	4-40*	3/32, 1/8***
11-XXL-018	11	CF	.286	.272	.450	.450	↓	↓	↓	↓	↓	4-40*	3/32, 1/8***
12-XXL-018	12	CF	.312	.298	.480	.480	↓	↓	↓	↓	↓	4-40*	3/32, 1/8***
13-XXL-018	13	CF	.338	.324	.505	.505	↓	↓	↓	↓	↓	4-40*	1/8
14-XXL-018	14	CF	.364	.350	.530	.530	↓	↓	↓	↓	↓	4-40*	1/8
15-XXL-018	15	CF	.390	.376	.555	.555	↓	↓	↓	↓	↓	4-40*	1/8, 3/16
16-XXL-018	16	CF	.416	.402	.580	.580	↓	↓	↓	↓	↓	4-40*	1/8, 3/16
18-XXL-018	18	CF	.468	.454	.635	.635	↓	.272	↓	.228	.114	8-32**	1/4
20-XXL-018	20	CF	.520	.506	.685	.685	↓	↓	↓	↓	↓	8-32**	1/4
21-XXL-018	21	CF	.546	.532	.710	.710	↓	↓	↓	↓	↓	8-32**	1/4
22-XXL-018	22	CF	.572	.558	.740	.740	↓	↓	↓	↓	↓	8-32**	1/4



Type CF

ALL DIMENSIONS IN INCHES													
Code Number	# of Teeth	Type	Pulley Pitch Diam	Pulley Diam	Flange Diam +/- .020"	Hub Diam +/- .015"	Overall Width +/- .010"	Face Width +/- .010"	Belt Width +/- .005"	Hub Width +/- .015"	Setscrew Location +/- .015"	Setscrew Size	Stock Bore Diam +/- .001/- .000"
18-XXL-018	18	HF	.468	.454	.635	.312	.563	.324	.220	.239	.112	6-40**	1/8, 3/16***
20-XXL-018	20	HF	.520	.506	.685	.364	↓	↓	↓	↓	↓	6-40**	1/8, 3/16***
21-XXL-018	21	HF	.546	.532	.710	.390	↓	↓	↓	↓	↓	6-40**	1/8, 3/16***
22-XXL-018	22	HF	.572	.558	.740	.390	↓	↓	↓	↓	↓	6-40**	1/8, 3/16***
24-XXL-018	24	HF	.624	.610	.790	.442	.625	↓	↓	.301	.150	6-40**	3/16, 1/4
25-XXL-018	25	HF	.650	.636	.815	.468	↓	↓	↓	↓	↓	6-40**	3/16, 1/4
26-XXL-018	26	HF	.676	.662	.840	.494	↓	↓	↓	↓	↓	6-40**	3/16, 1/4
28-XXL-018	28	HF	.728	.714	.895	.494	↓	↓	↓	↓	↓	6-40**	3/16, 1/4
30-XXL-018	30	HF	.780	.766	.945	.546	↓	↓	↓	↓	↓	8-32**	3/16, 1/4***
32-XXL-018	32	HF	.832	.818	1.000	.598	↓	↓	↓	↓	↓	8-32**	3/16, 1/4***
33-XXL-018	33	HF	.858	.844	1.025	.624	↓	↓	↓	↓	↓	8-32**	3/16, 1/4***
34-XXL-018	34	HF	.884	.870	1.050	.624	↓	↓	↓	↓	↓	8-32**	3/16, 1/4***
35-XXL-018	35	HF	.910	.896	1.080	.650	↓	↓	↓	↓	↓	8-32**	3/16, 1/4***
36-XXL-018	36	HF	.936	.922	1.105	.676	↓	↓	↓	↓	↓	8-32**	3/16, 1/4***
38-XXL-018	38	HF	.988	.974	1.155	.728	↓	↓	↓	↓	↓	8-32**	1/4
40-XXL-018	40	HF	1.040	1.026	1.210	.754	.656	.340	↓	.316	.158	8-32**	1/4
42-XXL-018	42	HF	1.092	1.078	1.260	.806	↓	↓	↓	↓	↓	8-32**	1/4
44-XXL-018	44	HF	1.144	1.130	1.315	.858	↓	↓	↓	↓	↓	8-32**	1/4
45-XXL-018	45	HF	1.170	1.156	1.340	.884	↓	↓	↓	↓	↓	8-32**	1/4
48-XXL-018	48	HF	1.248	1.234	1.420	.936	↓	↓	↓	↓	↓	8-32**	1/4
50-XXL-018	50	HF	1.300	1.286	1.470	.988	↓	↓	↓	↓	↓	8-32**	1/4
54-XXL-018	54	HF	1.404	1.390	1.575	1.066	↓	↓	↓	↓	↓	8-32**	1/4
60-XXL-018	60	HF	1.560	1.546	1.730	1.222	↓	↓	↓	↓	↓	8-32**	1/4



Type HF

<p>PULLEY DIAMETER TOLERANCES All XXL diameters = +.000 / -.003</p> <p>XXL Working Depth = .021"</p>	<p>NOTES</p> <p>* One (1) setscrew furnished.</p> <p>** Two (2) setscrews furnished at 90 degrees.</p> <p>*** - Pulley with 3/32" bore uses one (1) 2-56 UNC setscrew. - Pulley with 1/8" bore uses two (2) 4-40 UNC setscrews. - Pulley with 3/16" bore uses two (2) 6-40 UNF setscrews.</p>
---	--

Ph: (217) 428-9043
 Fx: (877) I FAX DSI



Email: info@DSIpulleys.com
 Website: www.DSIpulleys.com

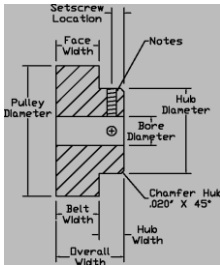
XXL (.0816") Pitch Timing Belt Pulleys

For 3/16" Belts Type H

Clear Anodized Aluminum Alloy

ALL DIMENSIONS IN INCHES

Code Number	# of Teeth	Type	Pulley Pitch Diam	Pulley Diam	Hub Diam +/- .015"	Overall Width +/- .010"	Face Width +/- .010"	Belt Width +/- .010"	Hub Width +/- .015"	Setscrew Location +/- .015"	Setscrew Size	Stock Bore Diam +/- .001/- .000"
20-XXL-018	20	H	.520	.506	.436	.750	.375	.375	.375	.188	6-40**	3/16, 1/4
24-XXL-018	24	H	.624	.610	.500						8-32**	3/16, 1/4***
30-XXL-018	30	H	.780	.766	.656						8-32**	1/4
40-XXL-018	40	H	1.040	1.026	.666						8-32**	1/4
45-XXL-018	45	H	1.170	1.156	.796						8-32**	1/4
50-XXL-018	50	H	1.300	1.286	.926						8-32**	1/4, 5/16
60-XXL-018	60	H	1.560	1.546	1.186						8-32**	1/4, 5/16
70-XXL-018	70	H	1.820	1.806	1.150						10-32**	1/4, 3/8***
72-XXL-018	72	H	1.872	1.858	1.202						10-32**	1/4, 3/8***
75-XXL-018	75	H	1.950	1.936	1.266						10-32**	1/4, 3/8***
80-XXL-018	80	H	2.080	2.066	1.396						10-32**	1/4, 3/8***
84-XXL-018	84	H	2.184	2.170	1.500						10-32**	1/4, 3/8***
88-XXL-018	88	H	2.288	2.274							10-32**	1/4, 3/8***
90-XXL-018	90	H	2.340	2.326							10-32**	1/4, 3/8***
96-XXL-018	96	H	2.496	2.482							10-32**	1/4, 3/8***
98-XXL-018	98	H	2.548	2.534							10-32**	1/4, 3/8***
100-XXL-018	100	H	2.600	2.586							10-32**	1/4, 3/8***
108-XXL-018	108	H	2.808	2.794							10-32**	1/4, 3/8***
120-XXL-018	120	H	3.120	3.106							10-32**	1/4, 5/16, 3/8***



Type H

P/N Construction: (Code Number) (Bore Diameter) (Type)(Material Code)

PULLEY DIAMETER TOLERANCES	NOTES
All XXL diameters = +.000/- .003	* One (1) setscrew furnished.
	** Two (2) setscrews furnished at 90 degrees.
	*** - Pulley with 3/16" bore uses two (2) 6-40 UNF setscrews.
	- Pulley with 1/4" bore uses two (2) 8-32 UNC setscrews.
	- Pulley with 5/16" bore uses two (2) 8-32 UNC setscrews.
XXL Working Depth = .021"	

Ph: (217) 428ys.com
 Fx: (877) 1 F#ys.com



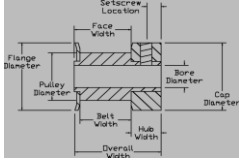
Email: info@DSIpulleys.com
 Website: www.DSIpulleys.com

XXL (.0816") Pitch Timing Belt Pulleys For 5/16" Belts Type CF and HF

Clear Anodized Aluminum Alloy

ALL DIMENSIONS IN INCHES

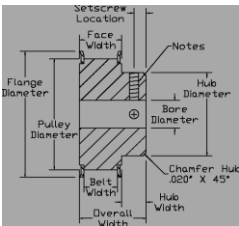
Code Number	# of Teeth	Type	Pulley Pitch Diam	Pulley Diam	Flange Diam +/- .020"	Cap Diam +/- .015"	Overall Width +/- .010"	Face Width +/- .010"	Belt Width +/- .005"	Cap Width +/- .015"	Setscrew Location +/- .015"	Setscrew Size	Stock Bore Diam +.001/- .000"
10-XXL-032	10	CF	.260	.246	.425	.425	.625	.390	.345	.235	.118	4-40*	3/32, 1/8***
11-XXL-032	11	CF	.286	.272	.450	.450						4-40*	3/32, 1/8***
12-XXL-032	12	CF	.312	.298	.480	.480						4-40*	3/32, 1/8***
13-XXL-032	13	CF	.338	.324	.505	.505						4-40*	1/8
14-XXL-032	14	CF	.364	.350	.530	.530						4-40*	1/8
15-XXL-032	15	CF	.390	.376	.555	.555						4-40*	1/8, 3/16
16-XXL-032	16	CF	.416	.402	.580	.580						4-40*	1/8, 3/16
18-XXL-032	18	CF	.468	.454	.635	.635		.397		.228	.114	8-32**	1/4
20-XXL-032	20	CF	.520	.506	.685	.685						8-32**	1/4
21-XXL-032	21	CF	.546	.532	.710	.710						8-32**	1/4
22-XXL-032	22	CF	.572	.558	.740	.740						8-32**	1/4



Type CF

ALL DIMENSIONS IN INCHES

Code Number	# of Teeth	Type	Pulley Pitch Diam	Pulley Diam	Flange Diam +/- .020"	Hub Diam +/- .015"	Overall Width +/- .010"	Face Width +/- .010"	Belt Width +/- .005"	Hub Width +/- .015"	Setscrew Location +/- .015"	Setscrew Size	Stock Bore Diam +.001/- .000"
18-XXL-032	18	HF	.468	.454	.635	.312	.688	.449	.345	.239	.112	6-40**	1/8, 3/16***
20-XXL-032	20	HF	.520	.506	.685	.364						6-40**	1/8, 3/16***
21-XXL-032	21	HF	.546	.532	.710	.390						6-40**	1/8, 3/16***
22-XXL-032	22	HF	.572	.558	.740	.390						6-40**	1/8, 3/16***
24-XXL-032	24	HF	.624	.610	.790	.442	.750			.301	.150	6-40**	3/16, 1/4
25-XXL-032	25	HF	.650	.636	.815	.468						6-40**	3/16, 1/4
26-XXL-032	26	HF	.676	.662	.840	.494						6-40**	3/16, 1/4
28-XXL-032	28	HF	.728	.714	.895	.494						6-40**	3/16, 1/4
30-XXL-032	30	HF	.780	.766	.945	.546						8-32**	3/16, 1/4***
32-XXL-032	32	HF	.832	.818	1.000	.598						8-32**	3/16, 1/4***
33-XXL-032	33	HF	.858	.844	1.025	.624						8-32**	3/16, 1/4***
34-XXL-032	34	HF	.884	.870	1.050	.624						8-32**	3/16, 1/4***
35-XXL-032	35	HF	.910	.896	1.080	.650						8-32**	3/16, 1/4***
36-XXL-032	36	HF	.936	.922	1.105	.676						8-32**	3/16, 1/4***
38-XXL-032	38	HF	.988	.974	1.155	.728						8-32**	1/4, 5/16
40-XXL-032	40	HF	1.040	1.026	1.210	.754	.781	.465		.316	.158	8-32**	1/4, 5/16
42-XXL-032	42	HF	1.092	1.078	1.260	.806						8-32**	1/4, 5/16
44-XXL-032	44	HF	1.144	1.130	1.315	.858						8-32**	1/4, 5/16
45-XXL-032	45	HF	1.170	1.156	1.340	.884						8-32**	1/4, 5/16
48-XXL-032	48	HF	1.248	1.234	1.420	.936						8-32**	1/4, 5/16
50-XXL-032	50	HF	1.300	1.286	1.470	.988						8-32**	1/4, 5/16
54-XXL-032	54	HF	1.404	1.390	1.575	1.066						8-32**	1/4, 5/16
60-XXL-032	60	HF	1.560	1.546	1.730	1.222						8-32**	1/4, 5/16



Type HF

PULLEY DIAMETER TOLERANCES
All XXL diameters = +.000/- .003

XXL Working Depth = .021"

NOTES
* One (1) setscrew furnished.
** Two (2) setscrews furnished at 90 degrees.
*** - Pulley with 3/32" bore uses one (1) 2-56 UNC setscrew.
- Pulley with 1/8" bore uses two (2) 4-40 UNC setscrews.
- Pulley with 3/16" bore uses two (2) 6-40 UNF setscrews.

Ph: (217) 428-9043
Fx: (877) 1 FAX DSI



Email: info@DSIpulley.com
Website: www.DSIpulley.com

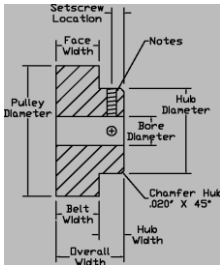
XXL (.0816") Pitch Timing Belt Pulleys

For 5/16" Belts Type H

Clear Anodized Aluminum Alloy

ALL DIMENSIONS IN INCHES

Code Number	# of Teeth	Type	Pulley Pitch Diam	Pulley Diam	Hub Diam +/- .015"	Overall Width +/- .010"	Face Width +/- .010"	Belt Width +/- .010"	Hub Width +/- .015"	Setscrew Location +/- .015"	Setscrew Size	Stock Bore Diam +.001/- .000"
20-XXL-032	20	H	.520	.506	.436	.875	.500	.500	.375	.188	6-40**	3/16, 1/4
24-XXL-032	24	H	.624	.610	.500						8-32**	3/16, 1/4***
30-XXL-032	30	H	.780	.766	.656						8-32**	1/4
40-XXL-032	40	H	1.040	1.026	.666						8-32**	1/4
45-XXL-032	45	H	1.170	1.156	.796						8-32**	1/4
50-XXL-032	50	H	1.300	1.286	.926						8-32**	1/4, 5/16
60-XXL-032	60	H	1.560	1.546	1.186						8-32**	1/4, 5/16
70-XXL-032	70	H	1.820	1.806	1.150						10-32**	1/4, 3/8***
72-XXL-032	72	H	1.872	1.858	1.202						10-32**	1/4, 3/8***
75-XXL-032	75	H	1.950	1.936	1.266						10-32**	1/4, 3/8***
80-XXL-032	80	H	2.080	2.066	1.396						10-32**	1/4, 3/8***
84-XXL-032	84	H	2.184	2.170	1.500						10-32**	1/4, 3/8***
88-XXL-032	88	H	2.288	2.274							10-32**	1/4, 3/8***
90-XXL-032	90	H	2.340	2.326							10-32**	1/4, 3/8***
96-XXL-032	96	H	2.496	2.482							10-32**	1/4, 3/8***
98-XXL-032	98	H	2.548	2.534							10-32**	1/4, 3/8***
100-XXL-032	100	H	2.600	2.586							10-32**	5/16, 3/8***
108-XXL-032	108	H	2.808	2.794							10-32**	5/16, 3/8***
110-XXL-032	110	H	2.860	2.846							10-32**	3/8
120-XXL-032	120	H	3.120	3.106							10-32**	5/16, 3/8***
130-XXL-032	130	H	3.380	3.366	1.625						10-32**	3/8
140-XXL-032	140	H	3.640	3.626	1.750						10-32**	3/8
150-XXL-032	150	H	3.900	3.886	2.000						10-32**	3/8



Type H

P/N Construction: (Code Number) (Bore Diameter) (Type)(Material Code)

PULLEY DIAMETER TOLERANCES	NOTES
All XXL diameters = +.000/- .003	* One (1) setscrew furnished.
	** Two (2) setscrews furnished at 90 degrees.
	*** - Pulley with 3/16" bore uses two (2) 6-40 UNF setscrews.
	- Pulley with 1/4" bore uses two (2) 8-32 UNC setscrews.
	- Pulley with 5/16" bore uses two (2) 8-32 UNC setscrews.
XXL Working Depth = .021"	

Ph: (217) 428-9043
 Fx: (877) 1 FAX DSI



Email: info@DSIpulleys.com
 Website: www.DSIpulleys.com